

# ARE TRANSFORMATIONAL LEADERSHIP AND WORK MOTIVATION STILL AFFECTING EMPLOYEE PERFORMANCE? (EVIDENCE FROM INDONESIAN ELECTRICAL OWNED STATE COMPANY)

Astadi Pangarso<sup>1</sup>, Romat Saragih<sup>2</sup>, and M. Reyza Al-Fath<sup>2</sup>

<sup>1</sup>Telkom University

<sup>2</sup>Affiliation not available

September 09, 2019

## Abstract

This paper aimed to examine and analyze the consequence of transformational leadership and motivation on work performance at PT PLN UWP IV Electric Maintenance Center Bandung, West Java, Indonesia. The novelty of this research is by testing the theoretical framework for the consequence of transformational leadership and motivation (need for achievement) on work performance in a different context, scope, and population than existing research. This research uses quantitative research methods with detailed causality research. The sampling technique in this study was saturated sampling, which was 40 employees at PT PLN UWP IV Electric Maintenance Center. The data investigation approach used is multiple linear regression. The consequence of this study confirm the influence of transformational leadership and work motivation on performance, both partially and simultaneously. The results of this paper are persistent with the theory of transformational leadership and the theory of motivation for achievement. This research contributes scientifically to the consequence of transformational leadership and work motivation on work performance.

Table 1. Operationalization of research variables

Research variable	Dimension	Indicator	Source
<b>Work performance (Y)</b>	Quality	• Accuracy of work objectives	Kasimir (2016)
		• Conformity of work results with work quality standards	
	Quantity	• Achievement of targets	
		• Timeliness in doing work	
	Time	• Level of employee attendance	
		• The level of employee compliance with hours of entry and return to work	
	Cost Emphasis	• Optimal use of work facilities	
		• The results of work are by the budget reference.	
	Supervision	• Supervision of employees in completing tasks according to standards	
		• Control in employee activities	
<b>Transformational leadership (X1)</b>	<i>Idealized Influence</i>	• Ability to cooperate with colleagues	Bass (1985, 1990) in Northouse (2013)
		• Relationship of work with superiors/subordinates	
		• Leaders as role models	
		• Leaders can be relied upon	
		• Behave ethically and morally high	
		• Get respect from followers.	
		• Give an understanding of vision and mission.	
	<i>Inspirational Motivation</i>	• Communicate high targets	
		• Give motivation and enthusiasm to followers.	
	<i>Intellectual Stimulation</i>	• Stimulate creative attitudes at work	
		• Stimulation to act innovatively in solving organizational problems.	
		• Stimulation to increase employee insight	
<b>Work motivation (X2)</b>	<i>Individualized Consideration</i>	• Receive aspirations from each follower	McClelland (1955) in Edison et al. (2016)
		• Give individual attention	
		• Become a mentor or coach for each subordinate	
		• Spirit at work	
		• Responsible for work	
	<i>Need for Achievement</i>	• Award and work performance	

Source: Adoption of prior research and processed researchers

Table 2. Test the validity of research variables

Item	R calculation	R Table	Keterangan
Work performance 1	0.789	0.304	Valid
Work performance 2	0.757	0.304	Valid
Work performance 3	0.476	0.304	Valid
Work performance 4	0.430	0.304	Valid
Work performance 5	0.596	0.304	Valid
Work performance 6	0.706	0.304	Valid
Work performance 7	0.636	0.304	Valid
Work performance 8	0.749	0.304	Valid
Work performance 9	0.577	0.304	Valid
Work performance 10	0.668	0.304	Valid
Work performance 11	0.588	0.304	Valid
Work performance 12	0.688	0.304	Valid
Transformational leadership 1	0.639	0.304	Valid
Transformational leadership 2	0.785	0.304	Valid
Transformational leadership 3	0.597	0.304	Valid
Transformational leadership 4	0.756	0.304	Valid
Transformational leadership 5	0.722	0.304	Valid
Transformational leadership 6	0.670	0.304	Valid
Transformational leadership 7	0.736	0.304	Valid
Transformational leadership 8	0.727	0.304	Valid
Transformational leadership 9	0.703	0.304	Valid
Transformational leadership 10	0.702	0.304	Valid
Transformational leadership 11	0.815	0.304	Valid
Transformational leadership 12	0.811	0.304	Valid
Transformational leadership 13	0.720	0.304	Valid
Work motivation 1	0.792	0.304	Valid
Work motivation 2	0.758	0.304	Valid
Work motivation 3	0.502	0.304	Valid

Source: SPSS

Table 3. Work performance reliability test

Reliability Statistics	
Cronbach's Alpha	N of Items
.862	12

Source: SPSS

Table 4. Transformational leadership reliability test

Reliability Statistics	
Cronbach's Alpha	N of Items
.923	13

Source: SPSS

Table 5. Work motivation reliability test

Reliability Statistics	
Cronbach's Alpha	N of Items
.783	3

Source: SPSS

Table 6. Multicollinearity test results

**Coefficients**

Model		Unstandardized Coefficients		Standardized Coefficients	t	Sig.	Collinearity Statistics	
		B	Std. Error	Beta			Tolerance	VIF
1	(Constant)	1.447	.385		3.756	.001		
	Transformational leadership	.159	.060	.302	2.643	.012	.900	1.111
	Work motivation	.502	.096	.599	5.232	.000	.900	1.111

a. Dependent Variable: Work performance

Source: SPSS

Table 7. Multiple linear regression

**Coefficients**

Model		Unstandardized Coefficients		Standardized Coefficients	t	Sig.
		B	Std. Error	Beta		
1	(Constant)	1.447	.385		3.756	.001
	Transformational leadership	.159	.060	.302	2.643	.012
	Work motivation	.502	.096	.599	5.232	.000

a. Dependent Variable: Work performance

Source: SPSS

Table 8. F test results

**ANOVA<sup>a</sup>**

Model		Sum of Squares	df	Mean Square	F	Sig.
1	Regression	.728	2	.364	23.943	.000 <sup>b</sup>
	Residual	.562	37	.015		
	Total	1.290	39			

a. Dependent Variable: Work performance

b. Predictors: (Constant), Work motivation, Transformational leadership

Source: SPSS

Table 9. Determination test results

**Model Summary**

Model	R	R Square	Adjusted R Square	Std. An error of the Estimate
1	.751 <sup>a</sup>	.564	.541	.12326

a. Predictors: (Constant), Work motivation, Transformational leadership

b. Dependent Variable: Work performance

Source: SPSS

Figure 1. Theoretical framework

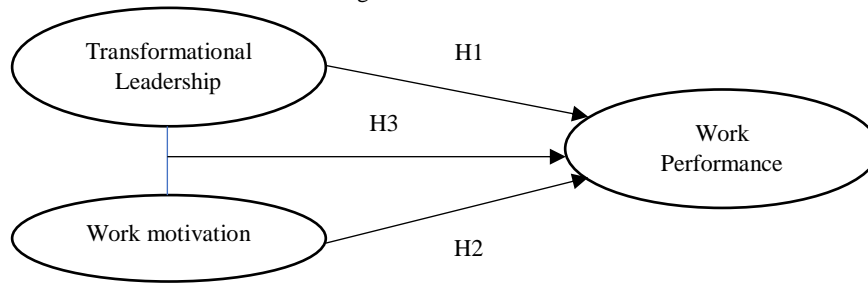
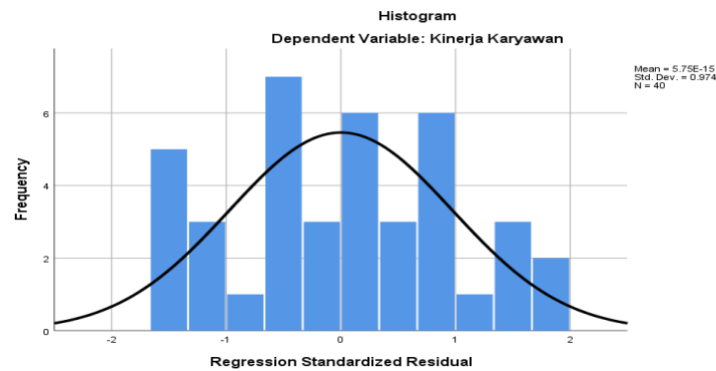


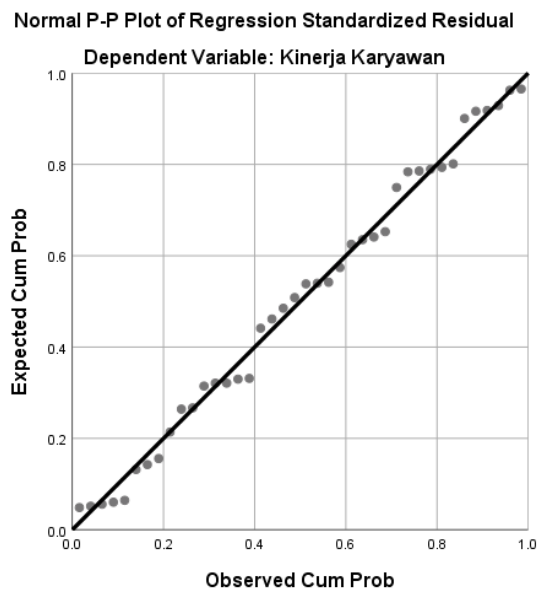
Figure 2a. Data normality test (Histogram)



Source: SPSS

\*kinerja karyawan is work performance

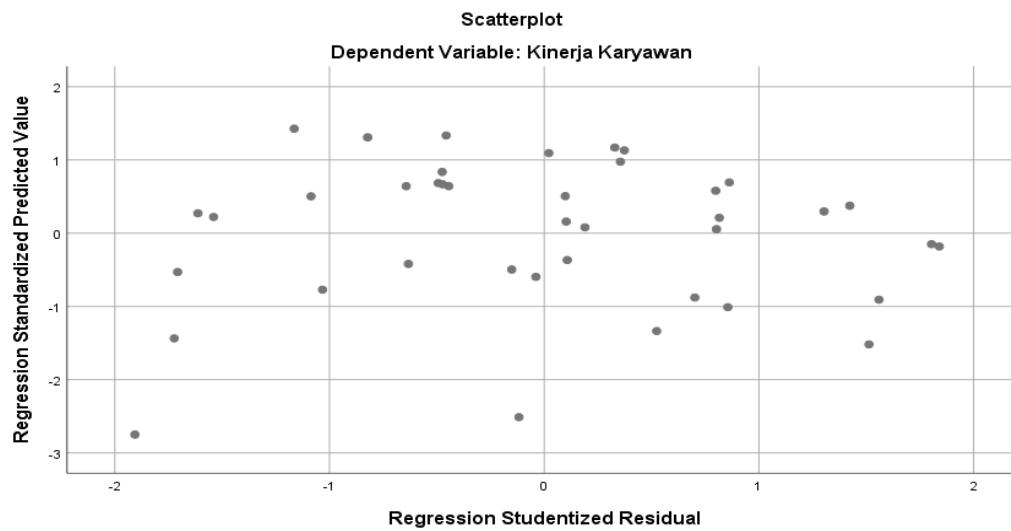
Figure 2b. Data normality test (P-plot)



Source: SPSS

\*kinerja karyawan is work performance

Figure 3. Heteroscedasticity test results



Source: SPSS

\*kinerja karyawan is work performance

## ABSTRACT

This paper aimed to examine and analyze the consequence of transformational leadership and motivation on work performance at PT PLN UWP IV Electric Maintenance Center Bandung, West Java, Indonesia. The novelty of this research is by testing the theoretical framework for the consequence of transformational leadership and motivation (need for achievement) on work performance in a different context, scope, and population than existing research. This research uses quantitative research methods with detailed causality research. The sampling technique in this study was saturated sampling, which was 40 employees at PT PLN UWP IV Electric Maintenance Center. The data investigation approach used is multiple linear regression. The consequence of this study confirm the influence of transformational leadership and work motivation on performance, both partially and simultaneously. The results of this paper are persistent with the theory of transformational leadership and the theory of motivation for achievement. This research contributes scientifically to the consequence of transformational leadership and work motivation on work performance.

**Keywords:** Transformational leadership, Work motivation, Work performance.

## 1. INTRODUCTION

The organization defined as *"An organization that is coordinate and which always works to fulfill shared goals"* (Robbins, 1990) (blinded, 2014; 2016). Organizational performance is still an exciting topic to study because performance is an essential output of an organization. The measure of success of an organization can be seen from its performance.

The performance of an organization is also strongly influenced by the management of its human resources, blinded et. Al (2017) states that human resources are the most critical organizational assets and make other organisational resources work. So that corporate performance in this study will be more precisely investigated from for human resource performance or employee performance.

From previous studies, performance is impacted by transformational leadership and work motivation (Riyadi, 2011) (Syafii, 2015) (Yuliaarnita & Sipayung, 2014). The theory underlying the effect of leadership on work performance is the transformational leadership theory (Burns, 1978) (Bass, 1985; 1990). The success of achieving company goals or performance is also very dependent on the role of the leader (Amalia et al., 2016).

Leadership is the behavior or method chosen and used by leaders in influencing the thoughts, feelings, attitudes, and behavior of members of subordinate organizations (Tampi, 2014). If the situation and conditions apply the leadership style, it will encourage employees to work optimally. Transformational leaders are more effective because they are creative; besides that, they encourage their followers to be creative too (Robbins, 1990). By implementing subordinate transformational leadership, they will feel trusted, valued, loyal, and responsive to their leaders; this is where the vital role of transformational leadership is.

Previous research on the effect of transformational leadership style on performance for 25 years has been exciting and has been widely investigated (Wang et al., 2011) and although the results show a lot of positivity and significance but still open a process gap that is still unclear in the relationship of influence. In addition, previous studies from Buil, Martinez, Matute (2019), Tania (2017), blinded et al. (2016), Gita & Yuniawan (2016), Baskoro, Yudi & Irwansyah (2016),

Magfirah (2015), Wijonarko (2014), Caillier (2014), Rasyid et al (2013), Zohar & Tenne-Gazit (2008) & Anikmah (2008) showed positive and significant results of transformational leadership style on employee performance.

There is a research gap from the influence of leadership style on employee performance, namely in the research of Razak, Sarpan & Ramlan (2018) which states that transformational leadership style and work motivation partially do not significantly influence employee performance. Luo et al. (2019) which says that transformational leadership has a negative and not significant effect on work performance, this is not consistent with the theory of transformational leadership and previous studies so that this gap is the basis for the re-testing of the effect of transformational leadership style on employee performance.

The theory underlying the effect of work motivation on employee performance is the theory of motivation for achievement (McClelland, 1955). In addition to leadership, the results of McClelland's research in Robbins (1990) concluded that there was a positive relationship between work motivation and performance achievement. Hasibuan (2013) states the importance of motivation because motivation is the thing that causes, channel, and supports human behavior so that they want to work hard, and enthusiastically achieve optimal results.

Pongpearchan (2016) & Syaifuddin (2016) states that there is a positive and significant relationship between work motivation on work performance. There are still gaps related to the effect of work motivation on employee performance, namely in the research of Gita & Yuniawan (2016) which states that work motivation does not significantly influence employee performance, this is not consistent with the theory of motivation for achievement and previous studies so that this gap is the basis for the re-testing of the effect of transformational leadership style on employee performance.

The novelty of this research is that it has never been tested on theoretical models of the influence of transformational leadership style and work motivation (notably the need for achievement) on employee performance for the scope of the electrical owned state company. The novelty is essential because the results of this study contribute to the application and empirical generalization of the theory of transformational leadership style and motivation for achievement.

This research is expected to provide input for the development of science, especially in the field of human resource management, especially regarding the influence of transformational leadership style and work motivation on employee performance.

After reviewing it from a theoretical or scientific point of view, the following issues are discussed empirically in the field. This research was conducted in the context of managing human resources in the scope of the electrical owned state company. The exciting thing about this electricity energy sector is that in this era of globalization, the rapid development of technology and information has led to an increase in people's need for energy, especially electricity. There is a percentage increase in Indonesia electrification ratio in 2015 of 88.3% and an increase in the rate of 2.86% in 2016 to 91.16% and the return ratio increased by 4.19% in 2017 to 95.35%.

Based on this phenomenon, PT PLN (Persero) Electricity Maintenance Center (PUSHARLIS) UWP IV as a supporting unit of PT PLN (Persero) to support the performance of PLN by carrying out its assigned tasks, namely implementing a quality control system for repair, reverse engineering and equipment manufacturing electricity, meeting emergency repair and development of innovation work.

To ensure that these programs can run well, PT PLN PUSHARLIS UWP IV requires quality human resources as a driver and executor of organizational activities that help smooth the running of the company so that the company's goals can be carried out. Human resources are where there



is a vital role for human resource governance to contribute to performance, especially in PT PLN PUSHARLIS UWP IV.

From the organizational performance value (NKO) of PT PLN PUSHARLIS UWP IV, it can be seen that corporate performance in 2016 and 2017 has not been able to reach the target set by the company, which is 100%. PT PLN PUSHARLIS UWP IV was only able to reach the company's goal of 87.73% in the first semester of 2016, then experienced an increase in semester 2 of 2016 by 99.01%, but again experienced a decline in Semester 1 and 2 of 2017 to 97.33% and 95.62%. So that from here, it can be seen that there are practical problems about the need to improve organisational performance, where the critical part of corporate performance is employee performance.

One's motivation can be seen through his presence, and Kasmir (2016) stated that the number of timely employee attendance would affect its performance. Employees are required to arrive on time and be able to complete their work correctly. If the performance of the employee is by established rules, then the return is calculated well or very well.

Of the total employees of PT PLN PUSHARLIS UWP IV, amounting to 40 employees, in August 2017 there was an increase in delay of 0.86%, and in November 2017 there was an increase in the backlog of 2.68%. The increase in the most significant delay occurred in November 2017. There are still practical problems related to employee motivation when viewed from data on employee delays.

Practically, this research is expected to provide an excellent contribution to PT PLN PUSHARLIS in terms of improving employee performance related to transformational leadership style and work.

## **2. LITERATURE REVIEW**

### **2.1. Transformational Leadership**

The definition of transformational leadership according to Bass (1985 & 1990) in Northouse (2013) states that "Transformational leadership motivates followers to do more than expected by increasing followers' level of understanding of the usefulness and value of detailed and ideal goals, making followers defeat their interests for team or organization, moving followers to meet the needs of a higher level. Transformational leadership provides a vision of mission and awareness of an industry or organisation that produces high-level capabilities and expertise. Also, leaders like this move employees to see and pay attention to their interests and make organizational performance improvement." Whereas according to Burns (1978) quoted in Darodjat (2015) that "transformational leadership is a process by which leaders and followers raise themselves to each other at a level of morality and motivation higher." The dimensions of transformational leadership, according to Bass (1985) in Northouse (2013), are as follows:

- 1) Idealized Influence
- 2) Inspirational Motivation
- 3) Intellectual Stimulation
- 4) Individualized Consideration

### **2.2. Work Motivation**

There are several notions of work motivation, among others, according to Robbins (1990) (blinded, 2014) (blinded, 2017) motivation is a process that explains the strength, direction, and

perseverance of someone to achieve goals. Motivation is a factor whose presence can lead to job satisfaction and improve employee performance (Tampi, 2014).

The motivation theory used in this study is the theory of achievement — McClelland concept's (1955) in Edison et al. (2016) Mc. Clelland put forward his theory, namely Mc. Clelland's Achievement Motivation Theory or Theory of Motivation Achievement Mc. Clelland. Mc. Clelland argues that someone will have high motivation if based on the need for achievement (need for achievement), the need for affiliation (need for affiliation), and the need for power (need for power). In this study explicitly using only the need for achievement because according to Jha (2010) it is evident that of the three types of motivation that have the highest coefficient of determination is the need for achievement.

### **2.3. Work Performance**

Understanding employee performance, among others, Moehariono (2014) argues that performance (performance) is a description of the level of attainment of the application of an activity arrangement or policy in realizing the objective of the organization as outlined in the strategic planning of an organization. Furthermore, Kaswan (2015), "Employee performance reflects the behavior of employees in the workplace as the application of skills, abilities, and knowledge that contribute to or value the goals of the organization." Meanwhile, according to Sedarmayanti (2017) performance is the result of work achieved by a person/group of people in an organization by their respective authority and responsibility to achieve the objectives of the organization concerned, legally, not violating the law, and by morals and ethics.

### **2.4. Hypothesis Development**

Based on the theory put forward by Bass (1985 & 1990) in Northouse (2013) states that "transformational leadership can teach all levels in an organization, and that it can positively influence company performance." From previous studies, according to Buil, Martinez, Matute (2019), Tania (2017), blinded et. Al (2016), Gita & Yuniawan (2016), Baskoro, Yudi & Irwansyah (2016), Magfirah (2015), Wijonarko (2014), Caillier (2014), Rasyid et al (2013), Zohar & Tenne-Gazit (2008) & Anikmah (2008) showed a positive and essential result of transformational leadership style on work performance. The above studies support that transformational leadership in organizations shows a strong relationship with employee performance.

Hypothesis 1: transformational leadership has a significant effect on performance

Established on the results of the study by McClelland (1955) concluded that there is a positive relationship between achievement motivation and performance achievement. McClelland research means that leaders, managers, and employees who have high achievement motivation will achieve high performance and vice versa. A study conducted by Riyadi (2011), Rasyid et al (2013), Moughbu (2013), Gopal & Chowdhury (2013), Wijonarko (2014), Syafii (2015), Magfirah (2015), Pongpearchan (2016), Syaifuddin (2016), Tania (2017) states that there is a positive and significant relationship of work motivation on work performance. Based on these studies, it can be seen that motivation shows an influence on employee performance.

Hypothesis 2: work motivation has a significant effect on employee performance

Research by Riyadi (2011), Rasyid et al. (2013), Wijonarko (2014), Syafii (2015), Magfirah (2015), Tania (2017) has examined the effect of transformational leadership and motivation

partially on work performance. Furthermore, Zohar & Tenne-Gazit (2008), Anikmah (2008), Yuliaarnita & Sipayung (2014), Gita & Yuniawan (2016) have examined the consequence of transformational leadership and work motivation both partially and simultaneously on work performance. Gopal & Chowdhury (2013), in his research, stated that proper leadership management and motivation helped develop cooperation and integration of individuals and groups to achieve common goals.

The following discusses the differences between previous studies with this study. There are positive and significant results of transformational leadership on work performance, among others, Zohar & Tenne-Gazit (2008) Anikmah (2008) different theoretical frameworks do not examine the simultaneous effect of transformational leadership and motivation on work performance but only partially, differing operationalization of variables and underlying theory and research context, number of samples, probabilistic samples. Furthermore, the research of Rasyid et al. (2013) similarities in the partial and simultaneous influence of both the framework model and the different results in the number of samples, probabilistic sampling techniques and population scope in the field of private telecommunications. Wijonarko (2014) the similarity of partial and simultaneous influences of both the framework model and results, different in the number of samples, probabilistic sampling techniques and population scope in the field of private insurance services and smaller coefficient of determination, different theories used related to the operationalization of research variables. Magfirah (2015) the similarity of partial and simultaneous effects of both the results and the framework model differ only the number of more research variables, change in the name of samples, and the population scope in the field of financial services, and the coefficient of determination are smaller, different theories are used related to the operationalization of variables research. Baskoro, Yudi & Irwansyah (2016) differ in research models, population scope in the private education sector and number of samples, and probabilistic sampling techniques. Gita & Yuniawan (2016) different theoretical frameworks do not examine the simultaneous consequence of transformational leadership and motivation on work performance, different operationalization of underlying variables and theories and research context, number of samples, and non-probabilistic sample techniques. Tania (2017) the similarity of the partial and simultaneous effects of both the results and the framework model only differed the number of more, different in the name of samples, and the scope of the population in the field of private management consultant services. Transformational leadership and motivation are variables that can change threats as an exciting challenge that can improve employee performance.

Hypothesis 3: transformational leadership and work motivation influence simultaneously and significantly on employee performance

Figure 1. Theoretical framework

### **3. METHODOLOGY**

This paper is using quantitative methods. This research uses descriptive and causal study through questionnaires with an ordinal scale of measurement and Likert measurement scale with a score of 1 to 5 (from very strongly disagree to strongly agree).

The population is all employees of PT. PLN Maintenance and Electricity Center (PUSHARLIS) UWP IV Bandung, amounting to 40 people. This research did not receive consent or get approval from an ethics committee. The sampling technique used is non-probability sampling, which is a saturated sampling technique. The number of research samples to be taken in this study amounted to 40 respondents according to the total population of the study.

Measurement of variables in this paper can be checked in Table 1:

Table 1. Operationalization of research variables

#### 4. RESULTS AND DISCUSSION

Before the questionnaire was distributed, validity and reliability were tested first. According to Sekaran & Bougie (2013) in Indrawati (2015) the validity test shows the extent to which a measuring device can measure what it wants to measure, so that it can be said that the higher the validity of a measuring device, the more measuring device it consumes or shows what which should be measured.

With testing criteria if  $r_{\text{count}} > r_{\text{table}}$  then the statement is declared valid and vice versa if  $r_{\text{count}} < r_{\text{table}}$  then the statement is declared invalid. Determine the value of  $r_{\text{table}}$  by looking at the Pearson product-moment correlation table with  $N$  being 30 and a significant level of 5% ( $\alpha = 0.05$ ). The questionnaire is considered valid if the Pearson product-moment correlation counts ( $r_{\text{count}}$ ) over the Pearson product-moment correlation table ( $r_{\text{table}}$ ) of 0.361.  $R_{\text{count}}$  means that  $r$  is declared valid if  $r > 0.361$ .

In this study, the validity test was carried out with  $n = 40$  and a significance level of 5% or  $\alpha = 0.05$  then  $r_{\text{table}}$  was 0.304. The results of the validity of the research variables with a sample of 40 respondents are as follows:

Table 2. Test the validity of research variables

Based on the table above, it can show that all statement items in the research variable are declared valid because each statement item has a calculated  $r$ -value higher than  $r_{\text{table}}$ .

Indrawati (2015) states that reliability is concerned with the level of trustworthiness, reliability, consistency, or stability of the results of a measurement. The Cronbach Alpha coefficient has a bad  $r < 0.60$ ,  $r > 0.70$  is acceptable and  $r > 0.80$  is good.

Reliability test criteria:

- If the value of  $\alpha = 0.05$  is positive and  $r \geq 0.6$ , then the questions are reliable.
- If the value of  $\alpha = 0.05$  is positive and  $r < 0.6$ , then the question item is not reliable.

The research variable reliability test results with a sample of 40 respondents as follows:

Table 3. Work performance reliability test

Table 4. Transformational leadership reliability test

Table 5. Work motivation reliability test

Based on the table above, it can be shown that each item stated in the research variable is said to be reliable or reliable because the researcher got the Cronbach's Alpha value, which was  $\geq 0.6$  overall.

After the questionnaire data that is appropriately processed is collected and tested for reliability validity, it is first tested using SPSS to find out whether the data is feasible to be processed further using multiple linear regression or not. There are three types of tests, namely: data normality test, multicollinearity test and.

The normality test shows that the research data is usually dispersed. The normality test perhaps seen from the two figures below which show that for figure 2a the data distribution is bell-shaped and figure 2b spreads the points around the diagonal line and follows the direction of the diagonal line, then all data is normally distributed so that it is suitable for processing.

Figure 2a. Data normality test (Histogram)

Figure 2b. Data normality test (P-plot)

Furthermore, to detect the presence or absence of symptoms of multicollinearity in this multiple regression model is to look at the tolerance value and the value of Variance Inflation Factor (VIF). If the tolerance value is less than 0.1, and VIF is greater than 10 indicates a significant symptom of multicollinearity.

Table 6. Multicollinearity test results

Heteroscedasticity test is a test to see whether there are variable inequalities from the residual one examination to another examination. The best multiple regression is obtained if there are no specific patterns such as collecting in the middle, narrowing then widening or vice versa. The points do not form a particular model, so the regression did not experience heteroscedasticity problems in this study.

Figure 3. Heteroscedasticity test results

After the normality test, multicollinearity and heteroscedasticity showed that the research data was feasible to be analyzed for multiple linear regression as follows:

Table 7. Multiple linear regression

From the table above, we get the following multiple regression equation:

$$Y = 1.447 + 0.159X_1 + 0.502X_2$$

This constant ( $a$ ) = 1,447 shows a constant value, that is if the transformational leadership variable ( $X_1$ ) and work motivation ( $X_2$ ) = 0, then the permanent employee performance is 1,447 in other words, if the transformational leadership variable ( $X_1$ ) and work motivation ( $X_2$ ) is increased by units so the employee's performance will increase by  $1,447 + 0.159 + 0.502 = 2.108$ .

The coefficient of  $X_1$  ( $b_1$ ) = 0.159, this indicates that transformational leadership variables positively influence the performance of employees at PT PLN UWP IV Electric Maintenance Center or in other words, if transformational leadership variables are increased by one unit, then employee performance will increase by 0.159.

The coefficient of  $X_2$  ( $b_2$ ) = 0.502, this indicates that the work motivation variable has a positive effect on the performance of employees at PT PLN UWP IV Electric Maintenance Center or in other words, if the work motivation is expanded by one unit, next employee performance will be expanded by 0.502.

After going through multiple linear regression data processing, the next hypothesis will be tested both partially and simultaneously. The t-test is a test method in statistics that is used to test the magnitude of the influence of independent variables partly on the dependent variable. The usefulness of this t-test is to test whether transformational leadership variables and work motivation partially influence employee performance. The hypothesis is submitted and proven as follows:

- 1)  $H_0: \beta_1 = 0$ , there is no important effect among transformational leadership influencing the performance of employees at PT PLN UWP IV Electric Maintenance Center.
- 2)  $H_1: \beta_1 \neq 0$ , there is an important consequence among transformational leadership affecting the performance of employees at PT PLN UWP IV Electric Maintenance Center.
- 3)  $H_0: \beta_2 = 0$ , there is no significant influence between work motivation influencing the performance of employees at PT PLN UWP IV Electric Maintenance Center.
- 4)  $H_1: \beta_2 \neq 0$ , there is a significant influence between work motivation influencing the performance of employees at PT PLN UWP IV Electric Maintenance Center.

To determine the table value is determined with a confidence level of 5% with degrees of freedom  $dk = (n-k-1)$  where  $n$  is the sum of respondents and  $k$  is the number of variables. Decision benchmark used by  $t \text{ count} \geq t \text{ table}$  and significance value 0.05 then  $H_0$  is denied, and  $H_1$  approved. This shows that there is a significant effect of the independent variable on the dependent variable.  $T \text{ count} < t \text{ table or significance value} > 0.05$  so  $H_0$  is denied, and  $H_1$  is approved. This shows that there is no consequence effect of the  $X$  variable on the  $Y$  variable.

To determine the value of  $t$  table, it is necessary to have a free degree with the formula:

Error rate ( $\alpha$ ) = 5% and degree of freedom ( $df$ ) =  $n-k$

$n$  = number of samples,  $n = 40$

$k$  = number of variables used,  $k = 3$

Free degree =  $n-k = 40-3 = 37$

Then  $t \text{ table} = 1,686$

Transformational leadership variables have  $t \text{ count}$  values higher than  $t \text{ table}$ . Because the amount of  $t$  calculation ( $2.643$ )  $> t \text{ table}$  ( $1.685$ ) and the significance level of  $0.012 < 0.05$ . Then it

can be complete that  $H_0$  is denied and  $H_a$  is obtained, which means that there is an important influence among transformational leadership variables on employee performance variables. The significant impact is by the transformational leadership theory and motivation theory for achievement and previous studies.

Transformational leadership variables have  $t$  count values greater than  $t$  table. Because the amount of  $t$  calculation ( $5,232$ )  $>$   $t$  table ( $1,685$ ) and the significance level of  $0,000 < 0.05$ . Then it can be achieved that  $H_0$  is denied and  $H_a$  is approved, which means there is a significant effect between work motivation variables on employee performance.

The usefulness of this  $F$  test is to test whether transformational leadership variables and work motivation together (simultaneous) affect the performance of employees at PT PLN UWP IV Electric Maintenance Center. In this study, the hypotheses that will be tested simultaneously are:

- 1) 1)  $H_0: \beta = 0$ , There is no significant or simultaneous influence significantly between transformational leadership also work motivation on work performance at PT PLN UWP IV Electric Maintenance Center.
- 2) 2)  $H_a: \beta_2 \neq 0$  There is a significant influence between transformational leadership and work motivation on employee performance at PT PLN UWP IV Electric Maintenance Center.

The simultaneous hypothesis test evaluation criteria are:

- 1)  $F \text{ count} > f \text{ table}$  and significance value less than  $0.05$  then  $H_0$  is denied, and  $H_a$  is approved. The result shows that there is a crucial effect of the  $X$  variables on the  $Y$  variable.
- 2)  $F \text{ count} < f \text{ table}$  and significance value more than  $0.05$  then  $H_0$  is approved, and  $H_a$  is supported. The result shows that there is no critical effect of the  $X$  variables on the  $Y$  variable.

To determine the value off table, it is necessary to have a free degree of ignition and an open degree of the denominator, using the following formula:

$df (\text{numerator}) = k - 1$

$df (\text{denominator}) = n - k$

$n$  = number of research samples

$k$  = variables

In this study, the number of samples ( $n$ ) is 40, and the number of independent variables ( $k$ ) is two so that they are obtained.

- 1) Error rate ( $\alpha$ ) = 5% and degree of freedom ( $df_1$ ) =  $k$ ; ( $df_2$ ) =  $n - k - 1$
- 2) numerator free degree =  $k = 2$
- 3) The free degree of the denominator =  $n - k - 1 = 40 - 2 - 1 = 37$
- 4)  $F \text{ table} = 3,25$

The results of simultaneous processing of hypothesis testing data (Test  $F$ ) are as follows:

Table 8.  $F$  test results

In the table above, it can be seen that  $F_{\text{count}}$  is 23.964 with a significance level of 0.000. Therefore, the two calculations are  $F_{\text{count}} > F \text{ table}$  ( $23.943 > 3.25$ ) and the significance level is  $0,000 < 0.05$ . The calculation shows that  $H_0$  is rejected and  $H_a$  is accepted, which means that the independent variables consisting of transformational leadership ( $X_1$ ) and work motivation ( $X_2$ ) simultaneously influence the performance of employees ( $Y$ ) at PT PLN UWP IV Electric Maintenance Center. The calculation is by the transformational leadership theory and motivation theory for achievement and previous studies.

independent

Table 9. Determination test results

Based on the table above shows that the magnitude of transformational leadership and work motivation on performance at PLN Electric Maintenance Center IV UWP is indicated by the coefficient of determination of the value of R Square = 0.564 with the following formula.

$$\begin{aligned} KD &= r^2 \times 100\% \\ &= (0,751)^2 \times 100\% \\ &= 56,4\% \end{aligned}$$

The coefficient of determination (R Square) shows a value of 0.564 or 56.4%, which means that this means that transformational leadership and work motivation for achievement can have an influence on the dependent variable (employee performance) at PT PLN UWP IV Electric Maintenance Center with a contribution of 56.4%. While the resting 44.6% is affected by other variables not examined in this paper, this means that the gift of leadership and motivation for achievement is quite large on improving employee performance. Therefore it is necessary to know the most dominant antecedents of transformational research and motivation to excel for future research to find out more detailed parts of each independent variable.

## 5. CONCLUSION

Transformational leadership and work motivation partially and simultaneously have a significant effect on Employee Performance at PT PLN UWP IV Electric Maintenance Center. The relationship is following the transformational leadership theory.

The limitation of this study is that the population used is still in a scope that is not large enough to be able to generalize the theoretical framework. For future research, it is recommended that a population with a larger size of scope be used. Also, research is still needed on the antecedents of transformational leadership and their effects on other variables outside of performance in general and more specific performance variables (e.g., HPWS, high-performance work system).

## REFERENCES

- Amalia, D. R., & Susilo, B. S. (2016). Pengaruh Gaya Kepemimpinan Terhadap Motivasi Kerja Dan Kinerja Karyawan (Studi Pada Karyawan Pabrik Gula Kebon Agung Malang). *Jurnal Administrasi Bisnis*, 36(1).
- Anikmah, A. (2008). PENGARUH KEPEMIMPINAN TRANSFORMASIONAL DAN MOTIVASI KERJA TERHADAP KINERJA KARYAWAN (Survey Pada PT. Jati Agung Arsitama Grogol Sukoharjo) (*Undergraduate Thesis, Universitas Muhammadiyah Surakarta*).
- Baskoro, Y. K., Yudi, Y., & Irwansyah, I. (2016). Pengaruh Gaya Kepemimpinan Transformasional dan Motivasi Kerja terhadap Kinerja Karyawan. *Jurnal Bisnis dan Pembangunan*, 3(1).
- Burns, J. M. (1978). *Leadership*. New York, NY: Harper & Row.



- Bass, B.M., (1985). Leadership: Good, better, best. *Organ. Dyn.* 13 (3), 26–40.
- Bass, B.M., (1990). From transactional to transformational leadership: learning to share the vision. *Organ. Dyn.* 18 (3), 19–31.
- Buil, I., Martínez, E., & Matute, J. (2019). Transformational leadership and employee performance: The role of identification, engagement, and proactive personality. *International Journal of Hospitality Management*, 77, 64-75.
- Caillier, J. G. (2014). Toward a better understanding of the relationship between transformational leadership, public service motivation, mission valence, and employee performance: A preliminary study. *Public Personnel Management*, 43(2), 218-239.
- Darodjat, T. A. (2015). *Konsep-Konsep Dasar Manajemen Personalia Masa Kini*. Cetakan Ke-1. Bandung: PT. Refika Aditama.
- Edison, E., Anwar, Y., & Komariyah, I. (2016). *Manajemen Sumber Daya Manusia*. Cetakan Ke-1. Bandung: Alfabeta.
- Eliyana, A., & Ma'arif, S. (2019). Job satisfaction and organizational commitment affect in the transformational leadership towards employee performance — *European Research on Management and Business Economics*.
- Gita, R., & Yuniawan, A. (2016). Pengaruh Gaya Kepemimpinan Transformasional, Motivasi Kerja, Dan Budaya Organisasi Terhadap Kinerja Karyawan (Studi Pada PT. Bpr Arta Utama Pekalongan). *Jurnal Studi Manajemen Organisasi*, 13(2), 161-170.
- Gopal, R., & Chowdhury, R. G. (2014). Leadership Styles and Employee Motivation: An Empirical Investigation in a Leading Oil Company in India. *International Journal of Research in Business Management (IMPACT)*, 2(5), 1-10.
- Hasibuan, M. S. (2013). *Manajemen Sumber Daya Manusia*. Jakarta: PT. Bumi Aksara.
- Indrawati. (2015). *Metode Penelitian Manajemen Bisnis*. Bandung: Alfabeta.
- Jha, S. (2010). Need for growth, achievement, power, and affiliation: determinants of psychological empowerment. *Global Business Review*, 11(3), 379-393.
- Kasmir. (2016). *Manajemen Sumber Daya Manusia (Teori dan Praktik)*. Jakarta: Rajawali Pers.
- Kaswan, & Akhyadi, A. S. (2015). *Pengembangan Sumber Daya Manusia (Dari Konsepsi, Paradigma, dan Fungsi Sampai Aplikasi)*. Bandung: Alfabeta.
- Lee, C. W., & Hidayat, N. (2018). The Influence of Transformational Leadership and Intrinsic Motivation to Employee Performance. *Advances in Management and Applied Economics*, 8(2), 1-12.
- Luo, A., Guchait, P., Lee, L., & Madera, J. M. (2019). Transformational leadership and service recovery performance: The mediating effect of emotional labor and the influence of culture. *International Journal of Hospitality Management*, 77, 31-39.
- Magfirah, M. (2015). Pengaruh Gaya Kepemimpinan Transformasional, Motivasi Kerja Dan Organizational Citizen Behavior Terhadap Kinerja Karyawan Pada PT. Bni Cabang Palu. *Katalogis*, 3(10).
- Mangkunegara, A. A. (2013). *Manajemen Sumber Daya Manusia*. Bandung: Remaja Rosdakarya.
- Maylasari, H., Arwiyah, Y., & blinded, A. (2017). Analysis of Factors Contributing to Motivation of Lecturers; The Case of Faculty Communication and Business at Telkom University. *Jurnal Ilmu Manajemen & Ekonomika*, 9(1), 48-58.
- McClelland, D. C. (1955). *Studies in motivation*.
- Moehariono. (2014). *Pengukuran Kinerja Berbasis Kompetensi*. Edisi Revisi. Jakarta: Rajawali Pers.

- Muogbo, U. (2013). The Impact of Employee Motivation On Organisational Performance (A Study Of Some Selected Firms in Anambra State Nigeria. *The International Journal Of Engineering And Science (IJES)*, 2(7), 70-80.
- Northouse, P. G. (2013). *Kepemimpinan Teori dan Praktek*. Jakarta: Indeks.
- blinded (2014). Motivasi Kerja Dosen Program Studi (Prodi) Administrasi Bisnis (Adbis) Sekolah Administrasi Bisnis Dan Keuangan (SABK) Institut Manajemen Telkom (IMTelkom) Bandung. *Jurnal Administrasi Bisnis*, 3(1).
- blinded (2014). 'Organization's structure based on competing for value approach and merger strategy,' *2014 2nd International Conference on Technology, Informatics, Management, Engineering & Environment*. DOI: 10.1109/time-e.2014.7011616.
- blinded (2016). 'Lecturer sociometric badge as a digital platform in Indonesia higher education institutions from an organizational effectiveness perspective,' *Advanced Science Letters*. DOI: 10.1166/asl.2016.8134.
- blinded, Syarifuddin, S., Pradana, M., Moeliono, N., & Fazrido, B. M. (2017, October). The Influence of Transformational Leadership Style on Employee's Performance PT PLN Cabang Pekanbaru Rayon Panam. In *2nd International Conference on Accounting, Management, and Economics 2017 (ICAME 2017)*. Atlantis Press.
- Pongpeachan, P. (2016). Effect of transformational leadership and high-performance work system on job motivation and task performance: Empirical evidence from business schools of Thailand universities. *Journal of Business and Retail Management Research*, 10(3).
- Rasyid, A. (2013). Pengaruh Gaya Kepemimpinan Transformasional Dan Motivasi Kerja Terhadap Kinerja Karyawan (Studi Pada Karyawan Pt. axis Telekom Indonesia Cabang Mega Kuningan, Jakarta). *Jurnal Administrasi Bisnis*, 5(2).
- Razak, A., Sarpan, S., & Ramlan, R. (2018). Effect of Leadership Style, Motivation, and Work Discipline on Employee Performance in PT. ABC Makassar. *International Review of Management and Marketing*, 8(6), 67.
- Riyadi, S. (2011). Pengaruh kompensasi finansial, gaya kepemimpinan, dan motivasi kerja terhadap kinerja karyawan pada perusahaan manufaktur di Jawa Timur. *Jurnal manajemen dan kewirausahaan*, 13(1), 40-45.
- Robbins, S. P. (1990). *Organization Theory: Structures, Designs, and Applications*. 3rd Edition. Prentice-Hall.
- blinded (2017) Performance in Digital Creative Industry: Dynamic Capability as a Mediating Variable. *International Journal of Advanced and Applied Sciences*, 4(9), 61-69.
- Sedarmayanti. (2017). *Perencanaan dan Pengembangan Sumber Daya Manusia*. Bandung: Refika Aditama.
- Syafii, L. I., Thoyib, A., Nimran, U & Djumahir. (2015). The role of corporate culture and employee motivation as a mediating variable of leadership style related to employee performance (studies in Perum Perhutani). *Procedia-Social and Behavioral Sciences*, 211, 1142-1147.
- Syaifuddin. (2016). THE INFLUENCE OF WORK STRESS AND TRANSFORMATIONAL LEADERSHIP ON WORK MOTIVATION AND IMPLICATION OF EMPLOYEE'S PERFORMANCE (CASE STUDY). *Academy of Strategic Management Journal*. 15 (3),
- Tampi, B. J. (2014). Pengaruh Gaya Kepemimpinan Dan Motivasi Terhadap Kinerja Karyawan Pada PT. Bank Negara Indonesia, Tbk (Regional Sales Manado). *Journal "Acta Durna,"* 3(4).
- Wang, G., Oh, I. S., Courtright, S. H., & Colbert, A. E. (2011). Transformational leadership and performance across criteria and levels: A meta-analytic review of 25 years of research. *Group & organization management*, 36(2), 223-270.

- Wijonarko, R. Widi Nugroho. (2014). PENGARUH GAYA KEPEMIMPINAN TRANSFORMASIONAL DAN MOTIVASI KERJA TERHADAP KINERJA AGEN (Studi kasus pada agen PT. Asuransi Jiwasraya Persero Yogyakarta Kota Branch Office) (*Undergraduate Thesis, UNIVERSITAS NEGERI YOGYAKARTA*)
- Yuliaarnita, K. A., & Sipayung, T. T. (2014). Pengaruh Gaya Kepemimpinan Transformasional Dan Motivasi Terhadap Kinerja Karyawan Pada Pt. Sorga Indah Handicrafts. *eProceedings of Management*, 1(3).
- Zohar, D., & Tenne-Gazit, O. (2008). Transformational Leadership and Group Interaction as Climate Antecedents. A Social Network Analysis. *Journal Of Applied Psychology*, 93(4), 744-757.